



MHUB

CURRENT AND ALUMNI SUMMARY

1,048 > 1 > 273
INNOVATORS SPACE COMPANIES

ECONOMIC IMPACT

FINANCIAL SUMMARY

\$100,161,355
Revenue Generated

\$103,000,000
Capital Raised During Residency

\$147,968,000
Lifetime Capital Raised

EMPLOYEES HIRED



Full-Time: 754
Part-Time: 574

TOTAL: 1,328

MANUFACTURING PRODUCTION



Domestic
79.6%



International
20.4%



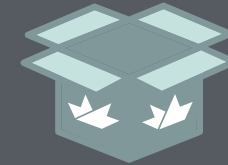
IL Supply Chain
45.7%

PATENTS AWARDED



Total: 224

NUMBER OF LAUNCHED PRODUCTS



937 Products

COMMUNITY BY THE NUMBERS

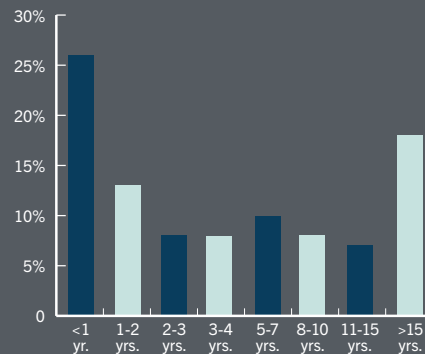
MEMBER COMPOSITION BY DISCIPLINE



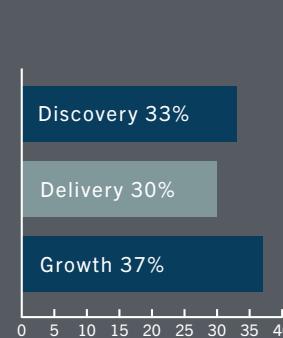
Mechanical Engineering 21 %	Art / Design / Industrial Design 15%	Business Administration 13%
Computer Engineering / Science 8%	Electrical Engineering 8%	Engineering - Other 8%
Natural / Social Sciences 8%	Liberal Arts 4%	Marketing / Communications 4%

Other Disciplines (11% of Membership)

EXPERIENCE LEVEL



COMPANY STAGE



TECH CONCENTRATION BY CLUSTER

