




# MHUB Year 3


## CURRENT AND ALUMNI SUMMARY

1,048 >  1 > 273  
INNOVATORS SPACE COMPANIES

# ECONOMIC IMPACT

## FINANCIAL SUMMARY

 **\$51,611,769**  
 Revenue Generated

 **\$66,741,000**  
 Capital Raised

## EMPLOYEES HIRED



Full-Time: 368 Part-Time: 174  
**TOTAL: 542**

## MANUFACTURING PRODUCTION



Domestic  
**79.6%**



International  
**20.4%**



IL Supply Chain  
**45.7%**

## NUMBER OF LAUNCHED PRODUCTS



**289 Products**

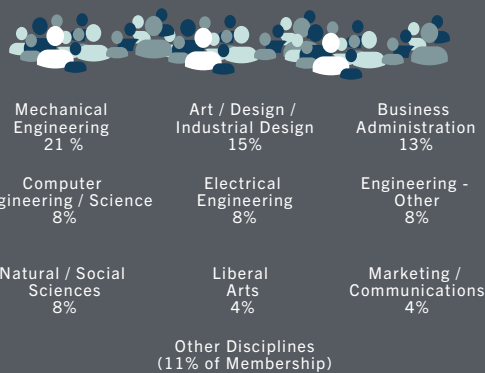
## PATENTS AWARDED



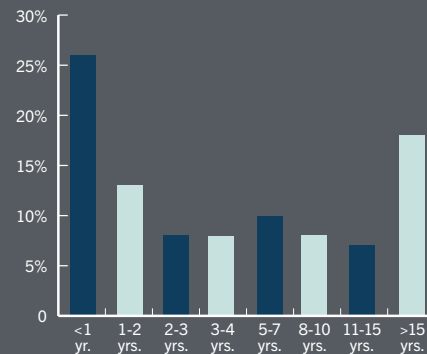
**Total: 25**

# COMMUNITY BY THE NUMBERS

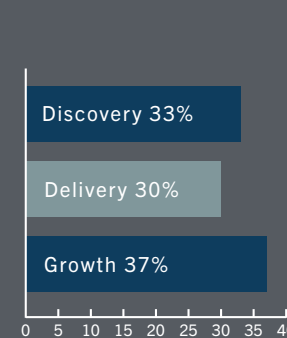
## MEMBER COMPOSITION BY DISCIPLINE



## EXPERIENCE LEVEL



## COMPANY STAGE



## TECH CONCENTRATION BY CLUSTER

